

Elevate Teacher's Lectern specifications

Lotz Armor Edge™ Tops:

Lotz Armor Edge™ top is constructed of 1.125" thick MDF (medium density fiberboard) core. MDF is a superior material for screw holding abilities exceeding 250 lbs., breaking strength and load tests. The back material is phenolic which **prevents moisture penetration** to core material and provides an anti gum surface. The top material is high pressure laminate that is bonded to the **MDF core** making the total thickness of the top at 1.25". The 0.25" beveled radius edge is finished using our exclusive Lotz Armor Edge™, a polyurea, which is extremely strong and durable. **This edge will not separate from the MDF core material and makes the edge water tight.** Lotz Armor Edge™ default is black. Premium colors available.



Standard Colors




Premium Colors



3mm Tops:

The core material is 1.125" thick particle board with a phenolic backer sheet and high pressure laminate on top making the total thickness of the top at 1.25". 3mm PVC edge banding* is applied to all sides, radius corners.



*3mm PVC edge banding is matching, unless otherwise specified. Complementary color available upon request.

Shipping Class: 70

NMFC: Tops: 83620-2, Legs: 097720

Assembly: Unassembled


Standard Features:



2.5" Grand Hank glide (-HG)



Dual wheel soft tread locking caster (-CA)



Foot pedal (Only on Pneumatic X-Base)



Height adjustable handle (Only on Pneumatic Base)

Optional Features:



1.5" Soft Touch glide (-FG)

Pneumatic X-Base:

Available with Crescent and Round tops 27" - 40"

The base has a pneumatic steel column ① that consist of three tubes; outer, middle and an inner tube. The inner tube is attached to a 7-gauge mounting plate with hex head machine screws. The attachment plate is attached to the top with joint connector bolts. The 10-gauge base ② is attached to the outer tube using machine screws, locker washers and 17mm washers. The foot pedal is attached to the base so it is easily accessible to adjust the lectern to different heights. The overall height range is 29" - 42" with Grand Hank glides and 29" - 42" with dual wheel soft tread locking casters.

Pneumatic Base:

Available with Plymouth and Plymouth II tops

10-gauge steel base with a 14-gauge outer tube, 16-gauge middle tube, and 16.5-gauge inner tube. The inner tube is attached to a 7-gauge mounting plate with hex head machine screws. The attachment plate is attached to the top with joint connector bolts. The 10-gauge base is attached to the outer tube using machine screws, locker washers and 17mm washers. The height adjustable handle is attached under the top with makes it easily accessible to adjust the lectern to different heights. The overall height range is 27.94" - 40.94" with Grand Hank Glides and 29.94" - 42.94" with dual wheel soft tread locking casters.

Both the Pneumatic X-Base and Pneumatic Base comes standard with four dual wheel soft tread locking casters and four 2.5" Grand Hank glides.

Finish:

The bases are both available in smooth silver or textured black.



Pneumatic X-Base




Pneumatic Base

Elevate Teacher's Lectern specifications



Elevate Round Teacher's Lecterns

Lotz AE™ Top	Wgt	3mm Top	Wgt	Description	Top D"	Table H" w/Grand Hank Glides	Table H" w/Casters
PNX7189-ADJ	60	PNX6189-ADJ	59	Pneumatic Adj. X-Base	30	27 - 40	29 - 42




Foot Pedal Adjustment



Elevate Crescent Teacher's Lecterns

Lotz AE™ Top	Wgt	3mm Top	Wgt	Description	Top D"	Table H" w/Grand Hank Glides	Table H" w/Casters
PNX7833-ADJ	57	PNX6833-ADJ	55	Pneumatic Adj. X-Base	30	27 - 40	29 - 42




Foot Pedal Adjustment



Elevate Square Teacher's Lecterns

Lotz AE™ Top	Wgt	3mm Top	Wgt	Description	Top D"	Table H" w/Grand Hank Glides	Table H" w/Casters
PNX7065-ADJ	55	PNX6065-ADJ	54	Pneumatic Adj. X-Base	24 x 24	27 - 40	29 - 42



Foot Pedal Adjustment



Elevate Plymouth Teacher's Lectern

Lotz AE™ Top	AE™ Wgt	3mm Top	3mm Wgt	Description	Top D" x L"	Desk H" w/ Grand Hank Glides	Desk H" w/ Casters
PNH7364-ADJ	51	PNH6364-ADJ	50	Pneumatic Adj.	20 x 28.5	27.94 - 40.94	29.94 - 42.94
PNH7365-ADJ	55	PNH6365-ADJ	54	Pneumatic Adj.	24 x 28.5	27.94 - 40.94	29.94 - 42.94



Height Adjustment Handle



Elevate Plymouth II Teacher's Lectern

Lotz AE™ Top	AE™ Wgt	3mm Top	3mm Wgt	Description	Top D" x L"	Desk H" w/ Grand Hank Glides	Desk H" w/ Casters
PNH7366-ADJ	51	PNH6366-ADJ	50	Pneumatic Adj.	20 x 28.5	27.94 - 40.94	29.94 - 42.94



Height Adjustment Handle